


MAGIC MAKE



This week we are inspired by the art of Jean Tinguely (1925 – 1991). He was a Swiss sculptor best known for his kinetic (moving) art sculptural machines but he also did paintings!



He made moving sculptures with lots of great shapes!

He crunched up tin foil to crunch up to make sculptures like this

Here is another of his large mechanical contraptions! Look at how he has thought about the shadows it will create on the wall! Maybe you could try and create interesting shadows on your wall with things you find around the house?

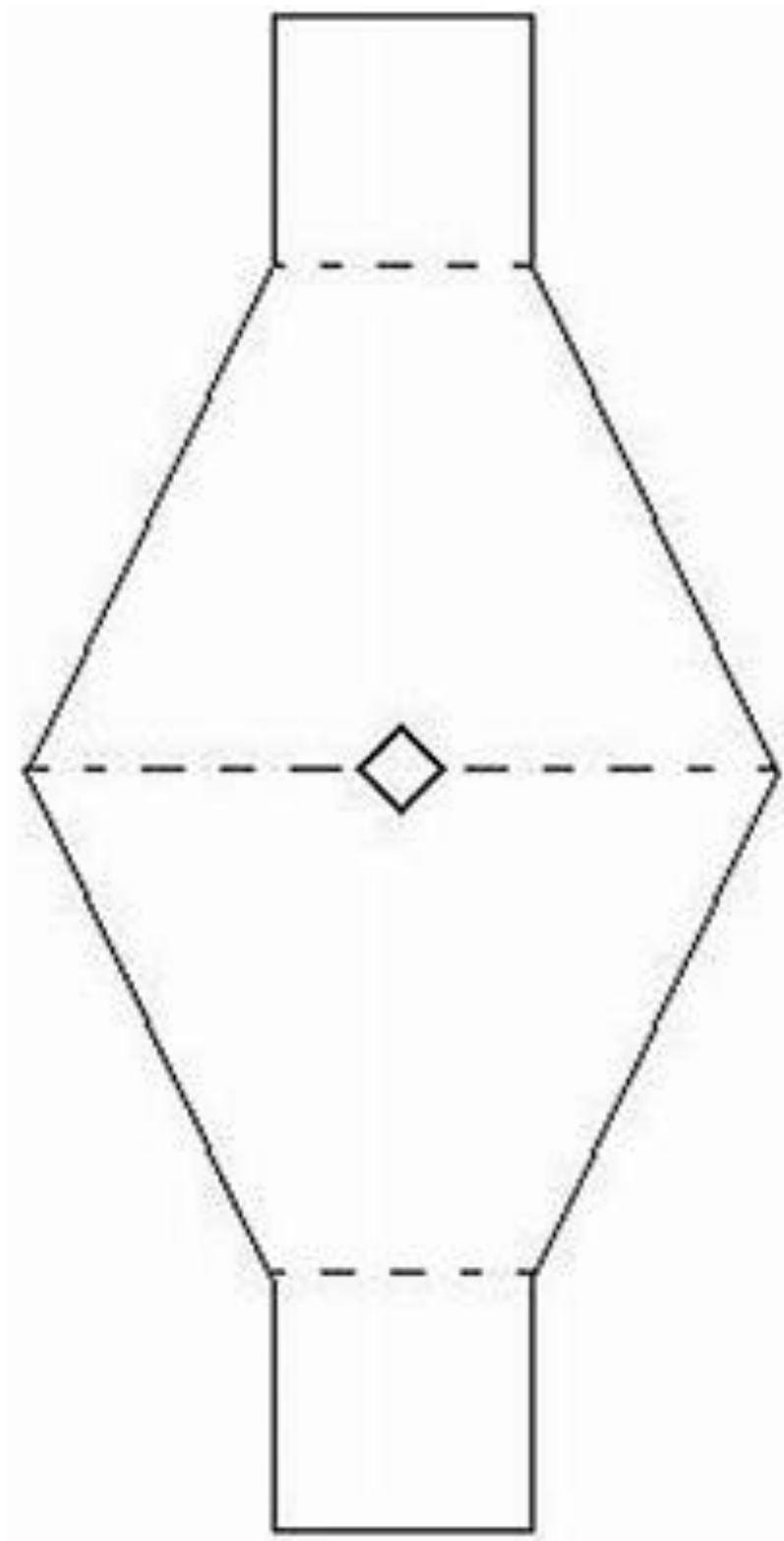


If you have any white paper you could hold the paper so the shadow falls on the paper and try and draw around the shadows to create new art work!



Here are some of Jean Tinguely's paintings. They are very colourful and have a lot of circle shapes in them. Hopefully you will try and make a painting just like these ones below?


DRAWING DATE Paper Whistle Template



AWESOME ARTIST

Who is the artist?


John Burningham writer and illustrator (1936 – 2019)



Useful links

Link to a reading of Husherbye on youtube:

<https://www.youtube.com/watch?v=EoNjmXgDIE>



Suggested Activity

Have a go at making your own John Burningham collage picture using ripped coloured paper and card to make mountains, clouds or seaweed and grass.

Big splodgy shapes can become clouds, the sun or some bushes.

Draw a character on some white paper and glue onto your coloured background.

Use different materials like soft pastels and black fineliner pens if you have them. You can draw on top of your ripped coloured paper.

Good Luck!